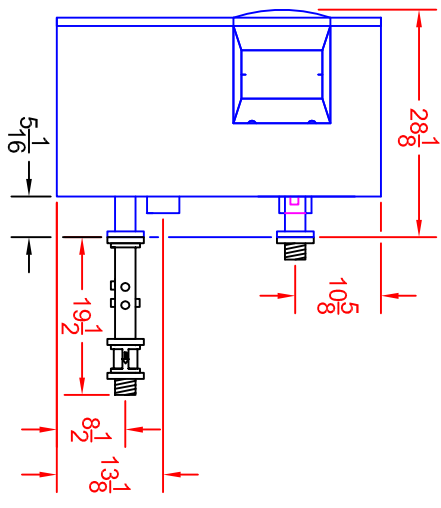


4

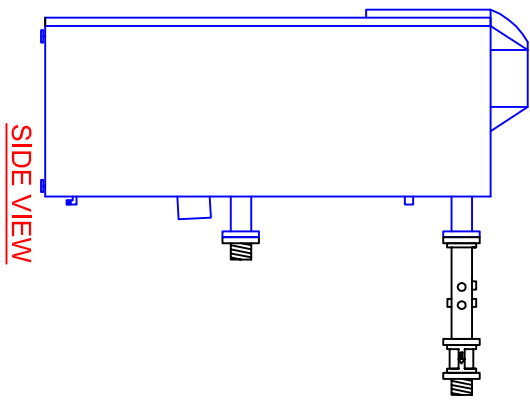
3

2

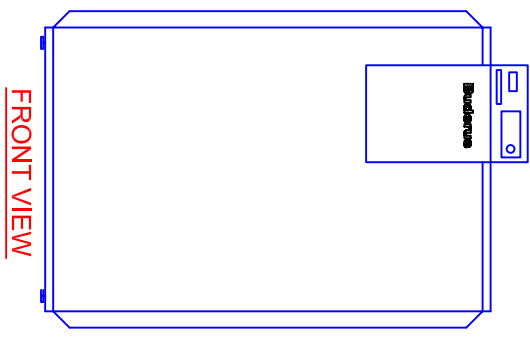
1



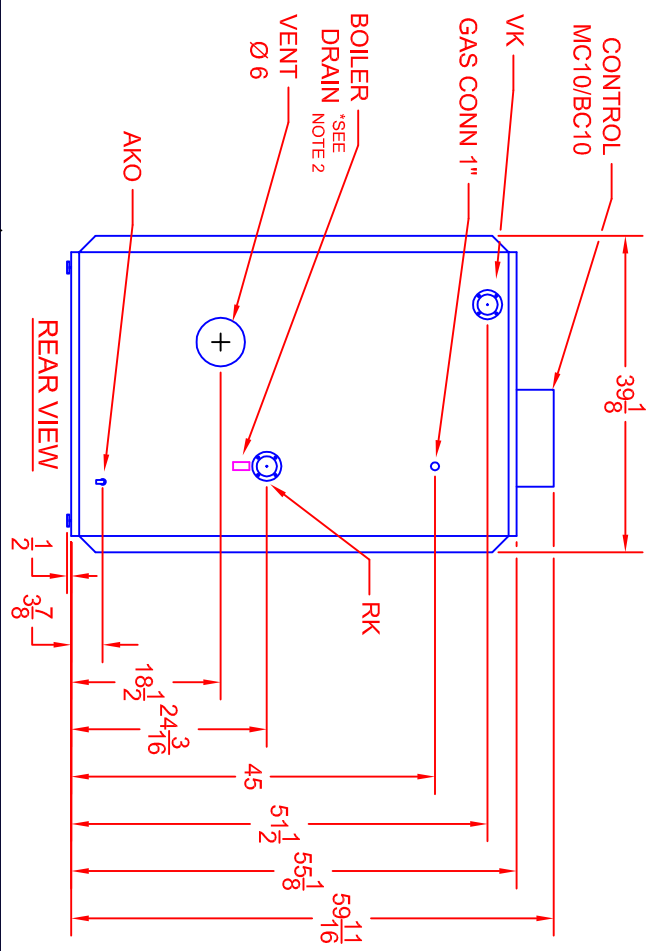
TOP VIEW



SIDE VIEW



FRONT VIEW



REAR VIEW

REVISIONS			
REV	DESCRIPTION	DATE	APPROVED

Abv.	Name	Size
VK	Supply	2 1/2
RK	Return	2 1/2
AKO	Condensate Drain	1

NOTE 1. All dimensions are in inches.
 2. Boiler drain is located inside of the boiler on the return pipe. The diameter is 1/2"

Bosch Thermotechnology Corp.
 50 Wentworth Ave.
 Londonderry, NH 03053
 Phone: 603-852-1100

Tolerance

Fraction=±1/16"
 x.x=±0.030
 x.xx=±0.015
 x.xxx=±0.005

This drawing is the exclusive property of Bosch Thermotechnology Corporation, it may not be reproduced or given to third parties.

Drawn By:
 M SPIRIDIDLOIZZI

Approved By:
 J MILLS

Buderer
 Bosch Group

Bosch Thermotechnology Corp.

DESCRIPTION
 GB312-90 BOILER DIMENSION SPECIFICATIONS

SIZE SCALE
 A NTS

DATE 5/1/2009

REV.

PART NO.
 BTC 431006101 A

SHEET 1 of 1

A

B

C

D

A

B

C

D

4

3

2

1